



The Pilot



Monthly Newsletter of the

Lake Hartwell Boating Club

From the Bridge - Billy Owens

I hope most of the cold weather is done now, but I feel we may need to build an Ark. At the time of this writing the Lake is 3 feet above full pool and the USACE is thinking about opening the flood gates next week. Julie and I no longer have a dock, we now own an island!

I would like to thank the Solesbees for hosting our murder mystery party. That was a such fun night! Everyone seemed to really get into their characters and there were plenty of twists and surprises along the way. Not to mention a bunch of great food and cocktails. I thought Julie was the guilty party and she thought I was the murderer. Jef Lockman turned out to be the bad guy after all was done!

We do not have a very busy month coming up with boating club activities. That will give us a chance to get our boats ready and cleaned up for the spring, but it looks like I may have to swim out to mine though....



“There are good ships and wood ships, ships that sail the sea, but the best ships are friendships, may they always be!”

Irish Proverb

Calendar of Events

LHS&PS Calendar of Events

March

10 Executive Committee Meeting

April

14 Executive Committee Meeting
18 Antique Wooden Boat Show & Shake Down Cruise

May

1 - 3 D/26 Cruise & Rendezvous
12 Executive Committee Meeting
16 ABC Class & Blessing of the Fleet

Our Bridge

Commander: Billy Owens, AP
president@lake-hartwell.org

Executive Officer: Pete Stevenson, AP
vice-president@lake-hartwell.org

Administrative Officer: Nioka Rose, S
admin@lake-hartwell.org

Education Officer: Bert Baxter, AP
education@lake-hartwell.org

Secretary: Charles Guderian, S
secretary@lake-hartwell.org

Treasurer: Craig McQueen, AP
treasurer@lake-hartwell.org

Assistant SEO: Ray Fedele, SN

Members At Large:

Chris Rose, SN

Don Woodard, N

Nathan Reynolds, AP

Nominating Committee

Charles Guderian, S 1 Yr

Chris Rose, SN 2 Yrs

Lynn Solesbee, AP 3 Yrs



Sykes De Hart 03/05

Ted Sauvain 03/19

Bob Caylor 03/26

Brandt McQueen 03/27

Happy Hour - March 19th at 6 pm

The next LHS&PS Happy Hour will be at Eighth State Brewing at 6 pm on Thursday March 19th. Eighth State Brewing is located at 400 Augusta Street in Greenville.

This is the first floor of the historic Claussen Bakery building.

Here is the website for more info.

<https://www.eighthstatebrewing.com/>. They have a decent food selection as well. Please email (lynn@bluewatercivil.com) or call me (864-735-5453) if you have any questions. I look forward to seeing you on the 19th for a great time together!

P/C Lynn A. Solesbee, AP



Murder Mystery Party

Fantabulous

The following excerpt of current news was extracted from Fox News, CNN, MSNBC and USA Today among other sources.



The murder mystery dinner party was a raging success. An eccentric crowd gathered at the Harrison House, a posh restaurant in the quaint city of Greenburg for the annual dinner and celebration of a Saturday with lovely weather in February.

The wretched Tracy Howe, owner of a failing business with a falling roof was brutally murdered by Bronte Vance because his sister was killed and dozens were injured when the roof of the skating rink owned by Tracey fell down.

It seems the killing was not preplanned, instead it was a spur of the moment thing. Apparently, Harper Vance, who is a known hired gun was cleaning his guns in an ante room when he was



distracted for a moment leaving the 45 automatic unattended. It should be of interest to learn that during the investigation three more weapons were found to be in Harper's possession: two 38 revolvers and a rare 25 caliber revolver. He explained that in his business you had to be prepared.



The reporter learned, during the investigation conducted by the policeman Morgan Williams who was a guest at the fete, that there were several people who held grudges against Tracy Howe and could have been responsible for her demise. Terry Cane, another guest, was convinced that Tracy drove the car that hit him in the parking lot of his own business and left him lying on the ground and made a great show of his distaste and hatred for her.

Another suspect was Professor Taylor Thames who was indirectly involved in the death of Bronte's sister because of the incorrect administration of a miracle drug that should have preserved her life. Professor Thames had invented the drug and labeled it Diotalis which is unfor-

Murder Mystery Party

tunately similar to Digitalis and the hospital pharmacist who filled the emergency prescription misread the label and issued the other drug which proved ineffective. During the evening Tracy made a great show of accusing the Professor of incompetence, malicious disregard of patient safety and other high crimes and misdemeanors.

Given Tracy's maladroit character and her blatant disregard for the feelings of other people it was generally agreed that most of the guests at the party might have killed her given the chance and some regretted that Bronte had stolen the opportunity.

The food was excellent, well prepared and plentiful. Of course the refreshments were also superb, and aside from the distraction of the death of that wretched woman, the party was a great success.

Pete Stevenson



Murder Mystery Party



Murder Mystery Party



Learn about DAN Boater Safety and Travel Benefits

America's Boating Club has partnered with DAN Boater to offer safety and travel benefits to our members. Your new benefits include an emergency hotline, a nonemergency medical information line, worldwide medical evacuation, medical repatriation, search and rescue expenses, and much more.

Visit www.danboater.org/abc to get complete details on this valuable benefit program and print your DAN Boater benefits card.



Have your certificate number and PIN handy when logging in.

You can find details about all DAN Boater benefits, including coverage amounts, in the DAN Boater Benefits Handbook. If you have questions not answered in the handbook, call the DAN Boater Member Support Team at 919-490-2011.

Keep in mind that DAN Boater cannot answer questions related to your America's Boating Club (USPS) membership. For membership info, call 888-367-8777 for America's Boating Club (USPS) Customer Service.

2020 Schedule of Vessel Safety Checks

The planning schedule for vessel safety checks is as follows. Please be aware that Big Water date, the Jocassee dates and the Poker Run date are tentative and will be confirmed when we hear from the Ranger and the people at Meals on Wheels in Anderson.

Shakedown cruise	April 18	Portman Marina
Big Water Marina	May 2	
Lake Jocassee	May 30	
Poker Run	June 12 - 13	
Lake Jocassee	June 27	

Pete Stevenson

Part 3: Multimeter Testing of Your Boat for Corrosion Potential

Previously, we looked at the two principal forms of destructive corrosion aboard boats: galvanic corrosion and stray current corrosion. With this background, you may now wonder how exactly you check your own boat if you suspect visible damage is attributable to either of these corrosion modes.

Testing is something you should not put off. Additionally, electrical stability testing should be an ongoing process supported by detailed record-keeping, beginning with baseline testing of various parts of your boat and the surrounding seawater, carried out well away from other boats in an isolated cove.

Necessary equipment

1. A digital multimeter. This high-impedance instrument should have a DC millivolt range. The better digital meters have a self-ranging feature, so there will be no need to set it.
2. A ground electrode. Heavy-gauge copper wire—10- or 12-gauge—with an alligator clip at one end and a jack plug on the other end to fit the black socket on your multimeter.
3. A record book. Also, a helper makes the testing process much easier.
4. Recommended: a schematic drawing of your boat's electrical system, showing all the branch circuits, the location of all breakers and/or fuses and the bonding system with all fittings connected to it. You might have to draw this yourself. A good starting point is the generalized drawing in this article.

Multimeter Connections For Testing Stray Current At The Slip

You can use the multimeter alone to test for galvanic or stray current corrosion in your slip with standard probes. Connect the multimeter using the following procedures depending on your situation, then run the test procedure:

1. For boats without galvanic isolators or isolation transformers, temporarily disconnect the shore AC green wire from the required connection to the boat's DC ground.
2. For boats with galvanic isolators, temporarily disconnect the shore AC green wire from the connection to the galvanic isolator.
3. For boats with isolation transformers, disconnect the boat's green wire from the neutral wire at the output of the isolation transformer.

Multimeter Testing Procedure

1. Set the current selector at the highest range.
2. Connect the multimeter (set on the highest current range) in series with the AC green wire and the DC connection.
3. Reduce the current range until a meaningful current reading appears in the display (at least two non-zero digits).
4. Check for both DC and AC currents.

Interpreting The Results

If testing shows that AC current is over 1 milliampere or DC current is over 0.01 milliampere, further investigation is required. To locate the source of stray-current corrosion, turn off all AC and DC circuits and selectively turn them on one at a time to locate the source of the stray current. Then troubleshoot that circuit.

Multimeter Testing For Stray Current Within The Boat

1. Turn off all DC breakers (main and branch).
2. Remove the negative DC cable from the battery terminal.
3. Connect the DC ammeter in series with the house battery's DC negative cable and the negative terminal on the battery.
4. With all DC branch circuit breakers and switches off, turn on the DC main breaker. You should not measure any DC current.

Multimeter Testing For The Bilge Pump

1. Connect your multimeter as in Steps 1-3 above.
2. Hold down the bilge pump float (so the bilge pump level switch is open).
3. Turn on the bilge pump circuit breaker. If you measure any DC current, you have either defective bilge pump wiring or a defective float switch that is letting DC current flow into the bilge and back to the battery.


Stray current, if present, will eventually corrode the bilge pump wiring in half and prevent the bilge pump from operating.

Multimeter Testing For Stray Current From Branch Circuits

Other circuits can be similarly checked. Make sure the DC device is turned off, and then turn on the branch circuit breaker for that device. With the device off, if you measure any DC current you have defective wiring.

Stray Current Testing On Boats With Bonding Systems

Note that it is difficult to test for stray DC current if the boat has underwater sacrificial anodes connected to the bonding system, since they will induce a current as they are being destroyed. Before testing or measuring stray current, disconnect any sacrificial anodes connected to the bonding system.



[Getting ready to disconnect the ground wire from the house battery to test for stray current on board overall, in the branch circuits and in the bilge pump system using a multimeter.](#)



Corroded Sterndrive

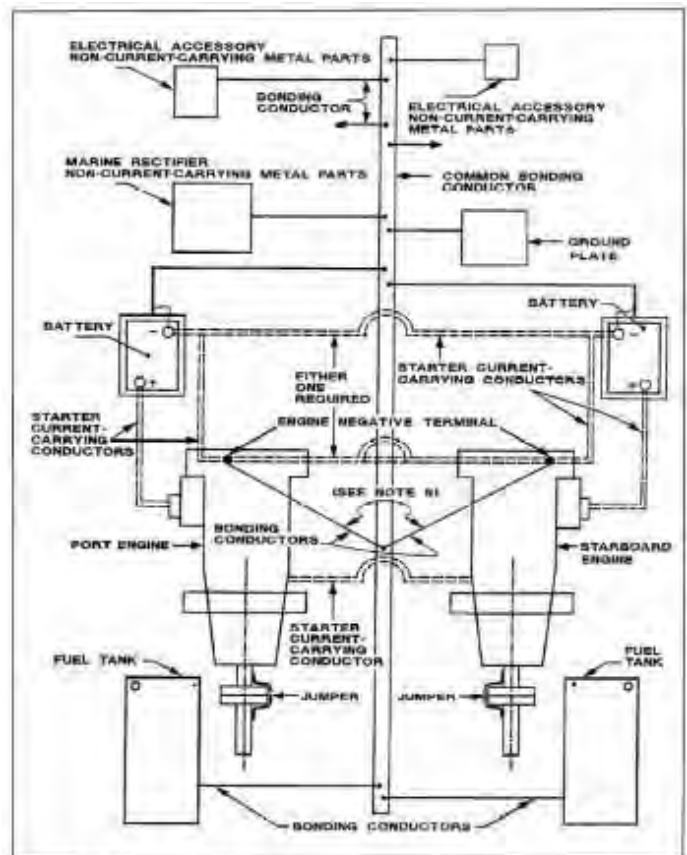


Figure 2-7 Typical Bonding System


[It helps to have a diagram of your particular electrical system, including the bonding system. This is a good place to begin to make sure you have everything accounted for. \(source: USPS\).](#)

Source:

Marine Electrical Systems, AC/DC-Electrical Circuits, Grounding, Lighting, & Safety; United States Power Squadrons; 2008.

Learning More

Does marine corrosion seem complicated to you? Are you not sure where to start in applying best practices to your boat? United States Power Squadrons has a solution for you. Marine Electrical Systems is an elective course dedicated to onboard electrical power—both AC and DC. You will learn about electrical circuits, wiring, terminating, and routing wiring for safety and trouble-free operation. You will learn how to use multimeters and tools to check, diagnose and repair electrical problems. You also will learn about galvanic corrosion, stray currents, isolation, grounding, and safety of electrical systems.



The course material is organized in seven chapters and is intended to be presented in the classroom over nine two-hour sessions:

Day 1 - Introduction, Chapter 1: Properties of Electricity

Day 2 - Chapter 2: Boat Electrical Wiring Practices

Day 3 - Chapter 3: Direct Current Power

Day 4 - Chapter 4: Alternating Current Power

Day 5 - Chapter 5: Galvanic and Stray Current Corrosion

Day 6 - Chapter 6: Lightning Protection

Day 7 - Chapter 7: Troubleshooting Part 1; on-the-boat optional

Day 8 - Chapter 7: Troubleshooting Part 2

Day 9 - Review and Examination

This course is the best way to learn about electrical factors that can save you from sustaining considerable damage, especially if you berth your boat at a marina, or if you make any repairs or modifications to your OEM electrical system.

If you are interested in taking this class, indicate your interest using the contact page of our website.

Next month: testing bonding systems while afloat.

Ship's Store



Port Authority Rapid Dry Polo.

Port Authority Rapid Dry Polo. Soft and breathable, this baby pique polo has our exclusive Rapid Dry moisture-wicking technology. This unique knit has a soft inner layer which wicks moisture away from your skin to the shirt's surface where it quickly disperses and evaporates. 5.6-ounce, 60/40 cotton/poly Double-needle stitching throughout 3-button placket Pearlized buttons Open hem sleeves Side vents

Price \$26.00

Colors: White; Classic Navy; Dark Green; Royal; Jet Black; Red; Charcoal; Seafoam; Stone; Riviera Blue; Boysenberry Pink;

Moroccan Blue; Dusty Purple

Sizes: XS; S; M; L; XL; 2XL; 3XL; 4XL; 5XL; 6XL



Port Authority Outdoor Wide-Brim Hat.

Port Authority Outdoor Wide-Brim Hat. Trail-ready, this high-performance essential features No Fly Zone insect repellent technology, UPF 30+ sun protection, a concealable sun flap and a moisture wicking sweatband. The foam brim keeps it afloat in water. Fabric: 75/25 poly/nylon rip stop Structure:

Unstructured Features: Adjustable cord at crown, clip-on and adjustable drawcord

Price \$20.00

Colors: Coffee Cream; Olive Leaf; Stone

Sizes: S/M; L/XL



Sport-Tek 1/4-Zip Sweatshirt.

Sport-Tek 1/4-Zip Sweatshirt. These durable, colorfast quarter-zips feature a better fit with minimal shrinkage, as well as 2x2 rib knit cuffs and waistband. 9-ounce, 65/35 ring spun combed cotton/poly fleece Twill-taped neck 2x2 rib knit cuffs and hem with spandex *Please note: This product is transitioning from woven labels to tag-free labels. Your order may contain a combination of both labels

Price \$31.00

Colors: Athletic Heather; Black; Forest Green; Graphite Heather; Maroon; True Navy; True Red; True Royal; Vintage Heather; White

Sizes: XS; S; M; L; XL; 2XL; 3XL; 4X

Ship's Store



Eddie Bauer - Long Sleeve Fishing Shirt.

Eddie Bauer - Long Sleeve Fishing Shirt. Designed with the needs of fishermen in mind--but equally comfortable anywhere--this shirt has all the bells and whistles: a built-in rod holder, two large fly box pockets, utility loop and more. 3.5-ounce, 100% cotton poplin 100% polyester mesh upper back lining Built-in rod holder Two large fly box pockets with hook and loop closures Zippered chest pocket Utility loop and tool holder Cape back with mesh ...

Price \$47.00



Eddie Bauer - Short Sleeve Fishing Shirt.

Eddie Bauer - Short Sleeve Fishing Shirt. Designed with the needs of fishermen in mind--but equally comfortable anywhere--this shirt has all the bells and whistles: a built-in rod holder, two large fly box pockets, utility loop and more. 3.5-ounce, 100% cotton poplin 100% polyester mesh upper back lining Built-in rod holder Two large fly box pockets with hook and loop closures Zippered chest pocket Utility loop and tool holder Cape back with mesh...

Price \$41.00

Colors: Blue Gill; Driftwood; Goldenrod Yellow; Seagrass Green; White
Sizes: XS; S; M; L; XL; 2XL; 3XL; 4XL



Sport-Tek Ladies Sport-Wick Textured Colorblock 1/4-Zip Pullover

Sport-Tek Ladies Sport-Wick Textured Colorblock 1/4-Zip Pullover. Contrast sleeve stripes and texture give this moisture-wicking pullover an unrivaled look. 100% polyester Gently contoured silhouette Cadet collar Tag-free label Taped neck Front and back princess seams Contrast Vislon zipper Angled chin guard for additional comfort Set-in sleeves Thumbholes to keep hands warm Open cuffs and hem Slight drop tail hem

Colors: Black/ Iron Grey; Iron Grey/ Black; Pink Raspberry/ Iron Grey; True Royal/ Black; White/ Iron Grey

Sizes: XS; S; M; L; XL; 3XL; 4XL; XXL

Price \$33.00

Ship's Store



12" by 18" Burgee
Price 26.00



4" Burgee Decal
1.00



Lake Hartwell Boating Club

Executive Committee Meeting Minutes February 11, 2019

MD 360 Powdersville, SC

1. Call to Order

1..A quorum was not established with three members present as follows: Pete Stevenson, Charles Guderian, and Don Woodard. Despite the low attendance a few items of interest were discussed as follows.

2. Department Reports

1..Fall Conference / Change of Watch planning for 2021

Pete Stevenson reviewed the planning efforts taking place between Lake Hartwell and Golden Corner Lakes squadrons with the city of Greenville around conference venue options. The scheduled dates could coincide with the "Fall for Greenville" annual event.

2. Kayak event possibilities

Don Woodard brought up his proposals for three kayak events during 2020. The spring event would be on the coast either on the Edisto or Ashapoo river. This event will require overnight arrangements. The summer event could be an history paddle on the upper Tugaloo river. The fall event may be scheduled on the lower reaches of the French Broad river.

3. Pilot article assignments are as follows:

Billy= From the Bridge

Pete= Murder Mystery Event

Don= Safety Article

Charles= Co op Charting

4. Old Business No report

5. New Business- No report

6. The next ExCom meeting is at MD 360 Powdersville Tuesday March 10th @ 6:30PM.

Executive Committee Meeting Minutes

7. Adjourned 7:45 PM

Submitted by: Charles Guderian



For Boaters, By BoatersSM



The Pilot

Official monthly publication of the Lake Hartwell Boating Club

Editor: Nioka Rose

Proofreaders: Pete & Rosemary Stevenson

Distribution: Don Woodard

Items are due on the 20th of the month preceding publication. Articles should be emailed to:

editor@lake-hartwell.org.

The editor reserves the right to edit submissions in a style that best serves the needs of LHS&PS, District 26, and United States Power Squadrons©

Articles, opinions, and advertisements contained herein do not necessarily reflect any endorsement or policy from either the USPS or LHS&PS unless so stated.